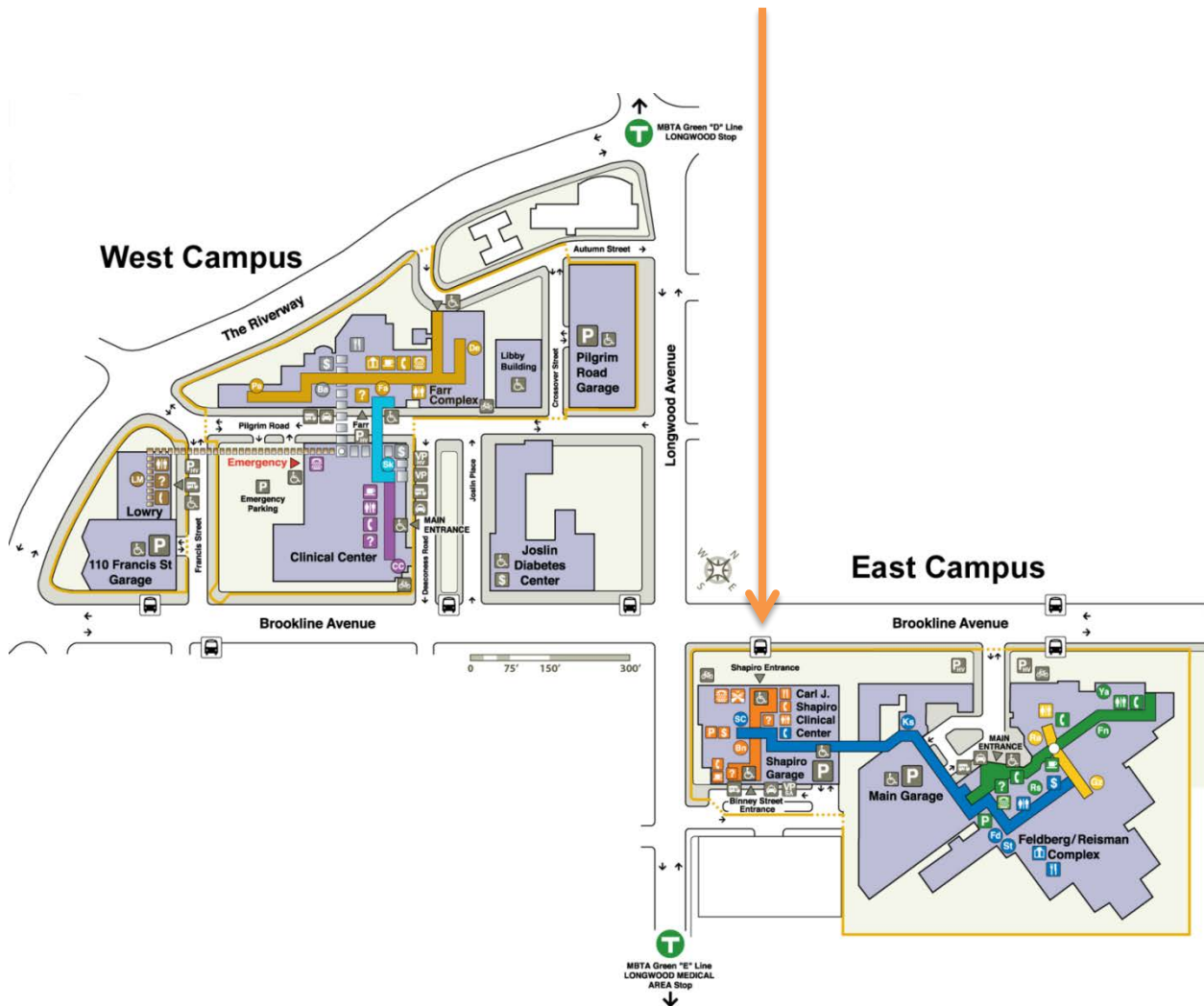


DIRECTIONS TO THE BERENSON-ALLEN CENTER VIA SHAPIRO ENTRANCE



A. Use Shapiro Entrance

The Shapiro Entrance is located on the East Campus, near the intersection of Brookline and Longwood Avenues. See the arrow on the map on the previous page.

D. Continue Straight

At the top of the stairs, continue straight down the hallway toward the Kirstein Building.

B. Walk Toward Info Desk

Walk toward the information desk and pass it on your left. You will see a Boston Red Sox feature on your right.

E. Cross Bridge



Continue straight by crossing the bridge from the Shapiro Building to the Kirstein Building.

C. Walk Up the Stairs

Walk up the stairway immediately past the information desk. Elevators are located directly across the information desk.

F. Veer Left

At the end of the bridge you will reach a fork. Veer left toward the Kirstein Building.



G. Enter Kirstein Building

Once you turn left, you will enter the Kirstein Building. Veer right toward the hallway. To take the elevators, take an immediate left turn instead.

J. Turn Left

Turn left out of the stairs and walk toward the arched window.

H. Enter Hallway

As you enter the hallway, you will see the “Cognitive Neurology Unit” sign. You are currently on the second floor. The Berenson-Allen Center is on the first floor.

K. Turn Left Again

Make another left and walk down the hallway.

I. Walk Down the Stairs

Walk down one flight of stairs to the first floor. Exit through the red door (don't worry – no alarms will go off!).

L. Enter CNBS

The Berenson-Allen Center for Noninvasive Brain Stimulation (CNBS) will be at the end of the hallway.

